



Material didàctic: operacions matemàtiques

Sumes amb suport visual.

Objectiu principal

Realitzar operacions bàsiques.

Relacionar monedes 1 i 2 euros

Material necessari

Podem agafar monedes que tinguem a casa
o realitzar-ho directament sense cap material.


Nivell 1: amb monedes 1 euro

$$\begin{array}{r} + \\ \square \text{ 1 } \\ \square \text{ 1 } \\ \hline = \square \end{array}$$



Diagram illustrating the addition of two 1 Euro coins. The first row shows a square containing the number 1 and a rounded rectangle containing one 1 Euro coin. The second row shows another square containing the number 1 and another rounded rectangle containing one 1 Euro coin. A horizontal line is drawn below the second row. Below the line is a square containing a blank space, representing the result of the addition.

$$\begin{array}{r} + \\ \square \text{ 2 } \\ \square \text{ 0 } \\ \hline = \square \end{array}$$



Diagram illustrating the addition of two 1 Euro coins. The first row shows a square containing the number 2 and a rounded rectangle containing two 1 Euro coins. The second row shows a square containing the number 0 and an empty rounded rectangle. A horizontal line is drawn below the second row. Below the line is a square containing a blank space, representing the result of the addition.




$$\begin{array}{r} + \\ 3 \\ 2 \\ \hline = \end{array}$$





$$\begin{array}{r} + \\ 4 \\ 3 \\ \hline = \end{array}$$








$$\begin{array}{r} + \\ 2 \\ 2 \\ \hline = \end{array}$$



$$\begin{array}{r} + \\ 3 \\ 0 \\ \hline = \end{array}$$






$$\begin{array}{r} + \\ 2 \\ 2 \\ \hline = \end{array}$$



Two boxes, each containing two 1 Euro coins, are positioned to the right of the numbers 2 and 2. A horizontal line is drawn below the second 2, and an empty box is placed below the line.


$$\begin{array}{r} + \\ 3 \\ 0 \\ \hline = \end{array}$$

Two boxes, the top one containing three 1 Euro coins and the bottom one empty, are positioned to the right of the numbers 3 and 0. A horizontal line is drawn below the 0, and an empty box is placed below the line.





3
2
=







+

4
3
=








$$\begin{array}{r} _ \\ 2 \\ - 2 \\ \hline = \square \end{array}$$




Two boxes containing two 1 Euro coins each.


$$\begin{array}{r} _ \\ 3 \\ - 0 \\ \hline = \square \end{array}$$

Top row: Three boxes containing three 1 Euro coins each.
Bottom row: An empty box.





3	
2	
<hr/>	
=	

4	
1	
<hr/>	
=	





$$\begin{array}{r} \underline{\quad} \\ 2 \\ - 1 \\ \hline = \square \end{array}$$






$$\begin{array}{r} \underline{\quad} \\ 4 \\ - 2 \\ \hline = \square \end{array}$$








Nivell 2: operacions amb monedes 1 i 2 euros

$$\begin{array}{r} \boxed{\text{1€} \quad \text{1€} \quad \text{1€}} \\ + \quad \boxed{} \\ \hline \boxed{\text{1€} \quad \text{2€}} \\ + \quad \boxed{} \\ \hline = \quad \boxed{} \end{array}$$

$$\begin{array}{r} \boxed{\text{2€} \quad \text{2€}} \\ + \quad \boxed{} \\ \hline \boxed{\text{1€} \quad \text{1€}} \\ + \quad \boxed{} \\ \hline = \quad \boxed{} \end{array}$$



$$\begin{array}{l} \boxed{2 \text{ Euro} + 1 \text{ Euro} + 2 \text{ Euro}} \\ + \boxed{\phantom{2 \text{ Euro} + 1 \text{ Euro} + 2 \text{ Euro}}} \\ \hline \boxed{\phantom{2 \text{ Euro} + 1 \text{ Euro} + 2 \text{ Euro}}} \end{array}$$

$$\begin{array}{l} \boxed{2 \text{ Euro} + 2 \text{ Euro} + 2 \text{ Euro}} \\ + \boxed{1 \text{ Euro} + 1 \text{ Euro}} \\ \hline \boxed{\phantom{2 \text{ Euro} + 2 \text{ Euro} + 2 \text{ Euro} + 1 \text{ Euro} + 1 \text{ Euro}}} \end{array}$$



$$\begin{array}{r} \boxed{2 \text{ EURO}} \quad \boxed{2 \text{ EURO}} \quad \boxed{2 \text{ EURO}} \\ + \\ \boxed{1 \text{ EURO}} \quad \boxed{2 \text{ EURO}} \quad \boxed{2 \text{ EURO}} \\ \hline = \boxed{} \end{array}$$

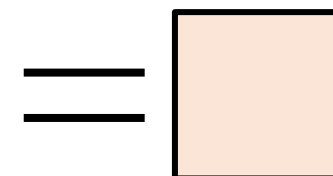


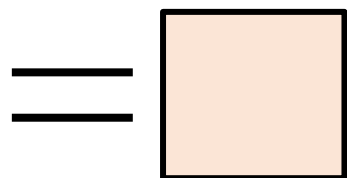


$$\begin{array}{r} \boxed{2 \text{ EURO}} \\ + \\ \boxed{1 \text{ EURO}} \\ \hline = \boxed{} \end{array}$$


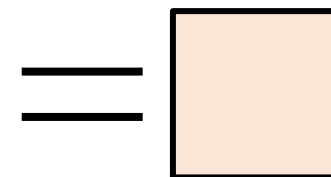

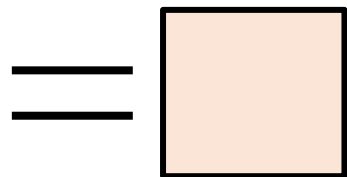




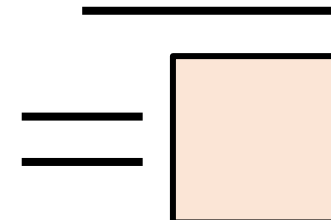
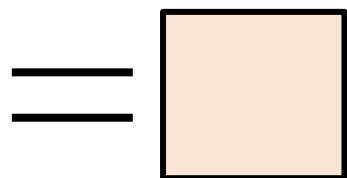



$2 + 1 + 2 + 2 = \square$

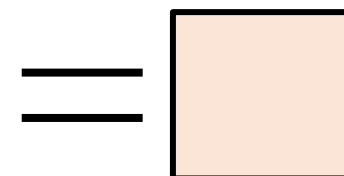

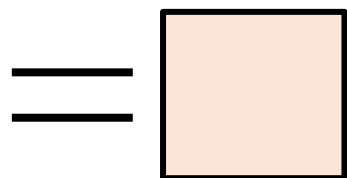

$2 + 2 + 2 + 1 + 1 = \square$











Curiositats: Sabies què...?

Les monedes d'1 i 2 euros són bicolors.

La moneda d'1 euro és platejada per dins i el voltant daurat

i la moneda de 2 euros el contrari: daurada per dins i el voltant platejat.

